

Signify Classified - Internal
Cooper Lighting Solutions Photometric Lab
1121 Highway 74 South
Peachtree City, GA 30269



Scaled data based on original data using
LM-79-08 Approved Method: Electrical and Photometric Measurements of Solid-
State Lighting Products

Test Report Prepared for
Cooper Lighting Solutions
(formerly Eaton)

Brand: INVUE

Report Number: P870781

Luminaire Tested: **EMM2-HTN-SA3B-830-U-T3**

Issue Date: 09/05/2024



Test Information

Test Method: LM-79-08
Report Number: P870781
Test Lab: INNOVATION CENTER(G3)
Issue Date: 09/05/2024
Manufacturer: COOPER LIGHTING SOLUTIONS (FORMERLY EATON)
Product Line: INVUE
Catalog Number: EMM2-HTN-SA3B-830-U-T3
Description: EPIC MODERN TALL HOUSING DISCRETE LED ARRAYS 150W 80CRI 3000K
FIXTURE w/ TYPE III DISTRIBUTION OPTIC
Light Source: (30) 3000K CCT, 80 CRI LEDS
Ballast/Driver: ELECTRONIC DRIVER

Summary

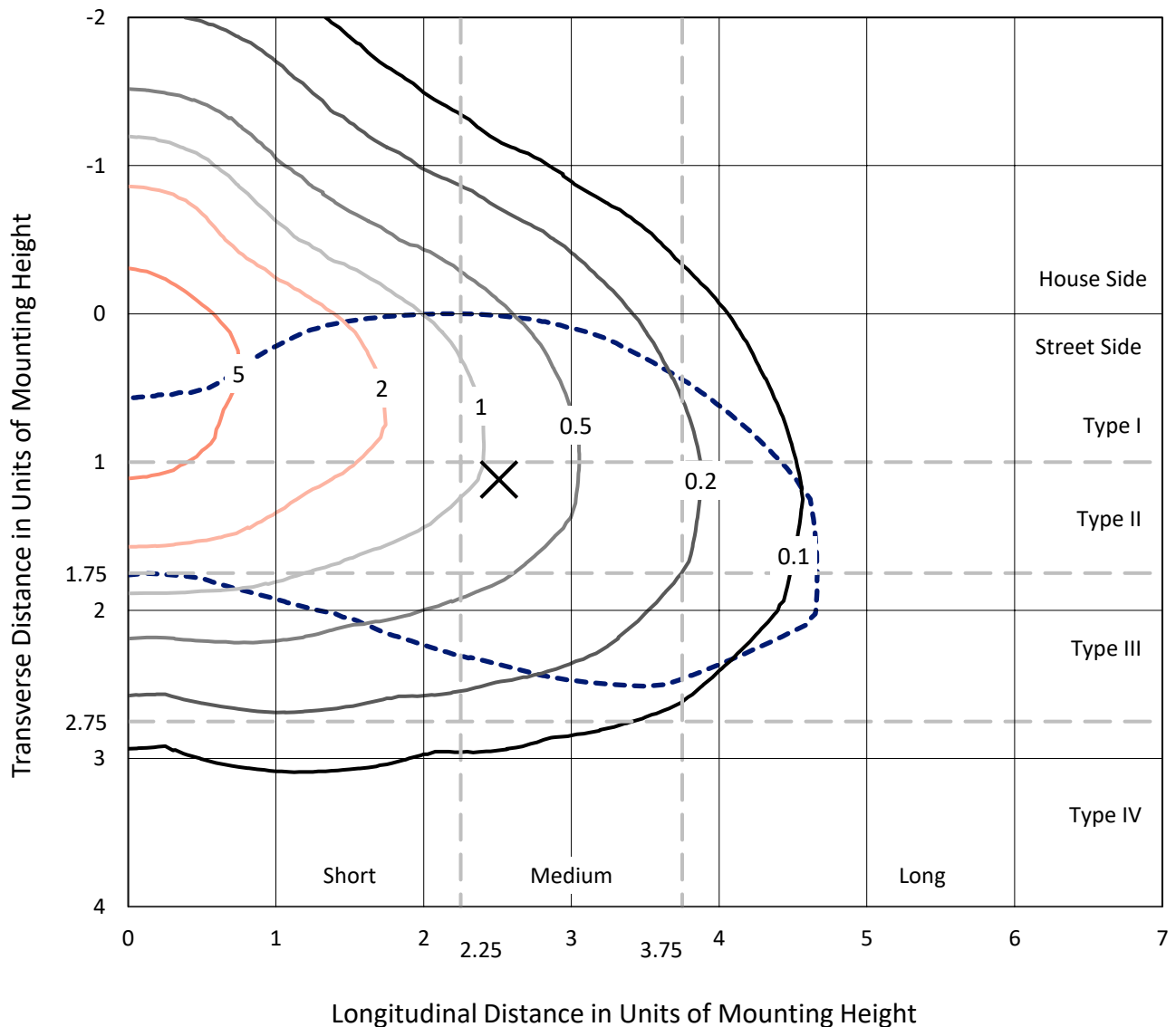
Lumens per Lamp: N/A
Luminaire Lumens: 16717.3 lumens
Efficiency: N/A
Efficacy: 124.8 lumens/watt
Luminous Opening: Rectangular (W 1' x L: 0.33' x H: 0')
IES Classification: Type III - Medium
BUG Rating: B3 - U0 - G3

Input Watts (W): 134
Input Voltage (V): 120
Input Current (A_{in}): NR
Voltage Rise (V): NR
Power Factor: 0.99
Total Harmonic Distortion (THDi): 6.70%
Frequency (hertz): 60
Stabilization Time: NR
Operation Time: NR
Ambient Temperature (°C): NR
Test Distance: 24 FT

REPORT NUMBER: P870781
 CATALOG NUMBER: EMM2-HTN-SA3B-830-U-T3

Iso-Footcandle Lines of Horizontal Illumination

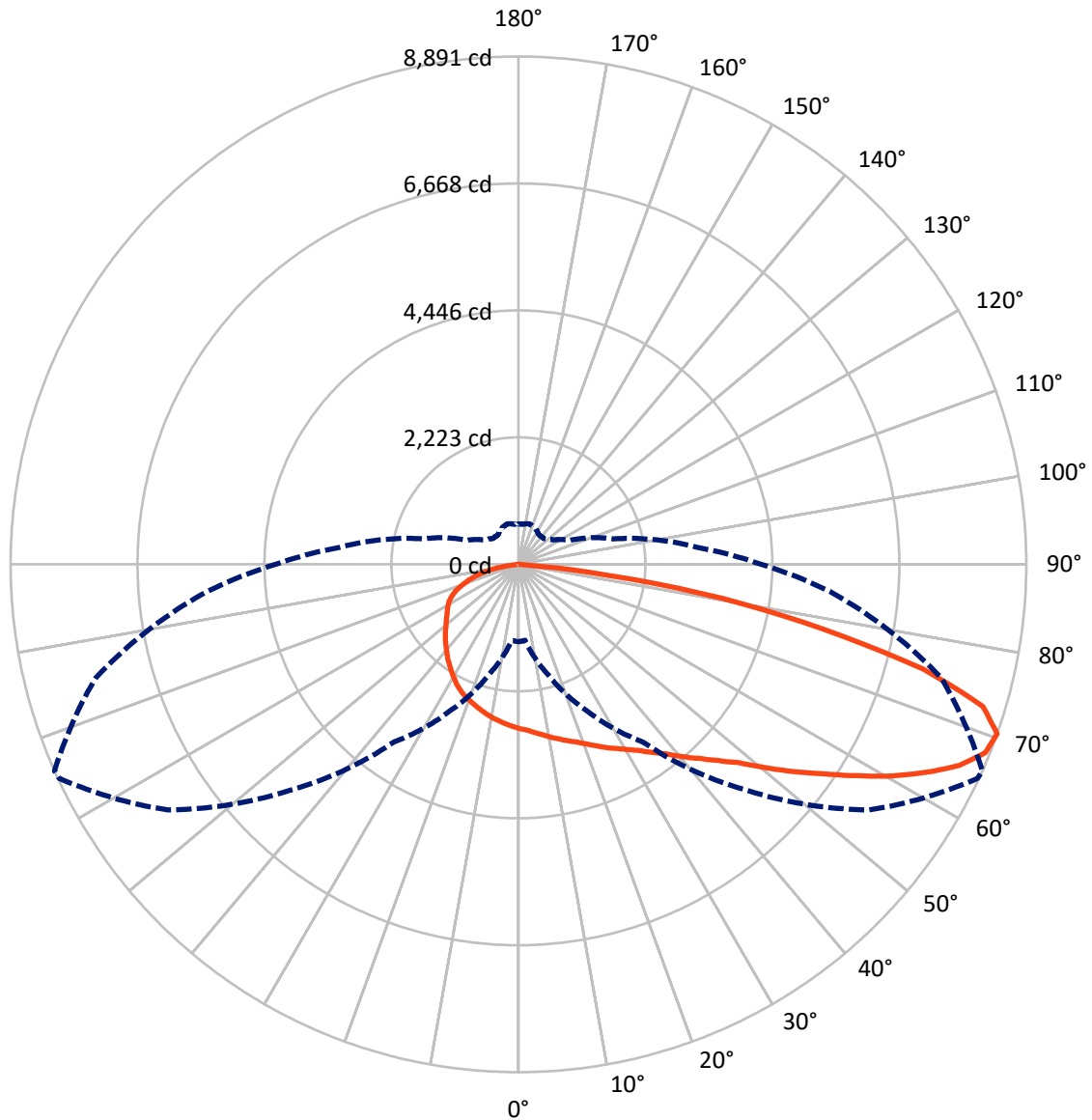
✕ Max cd
 - - - 1/2 Max cd



Based on 20 foot mounting height. Maximum calculated value = 7.7 fc
 Type III - Medium - N/A

REPORT NUMBER: P870781
CATALOG NUMBER: EMM2-HTN-SA3B-830-U-T3

Luminous Intensity Polar Plot



— Vertical Plane Through 66-Deg Lateral - - - Horizontal Cone Through 70-Deg Vertical

REPORT NUMBER: P870781

CATALOG NUMBER: EMM2-HTN-SA3B-830-U-T3

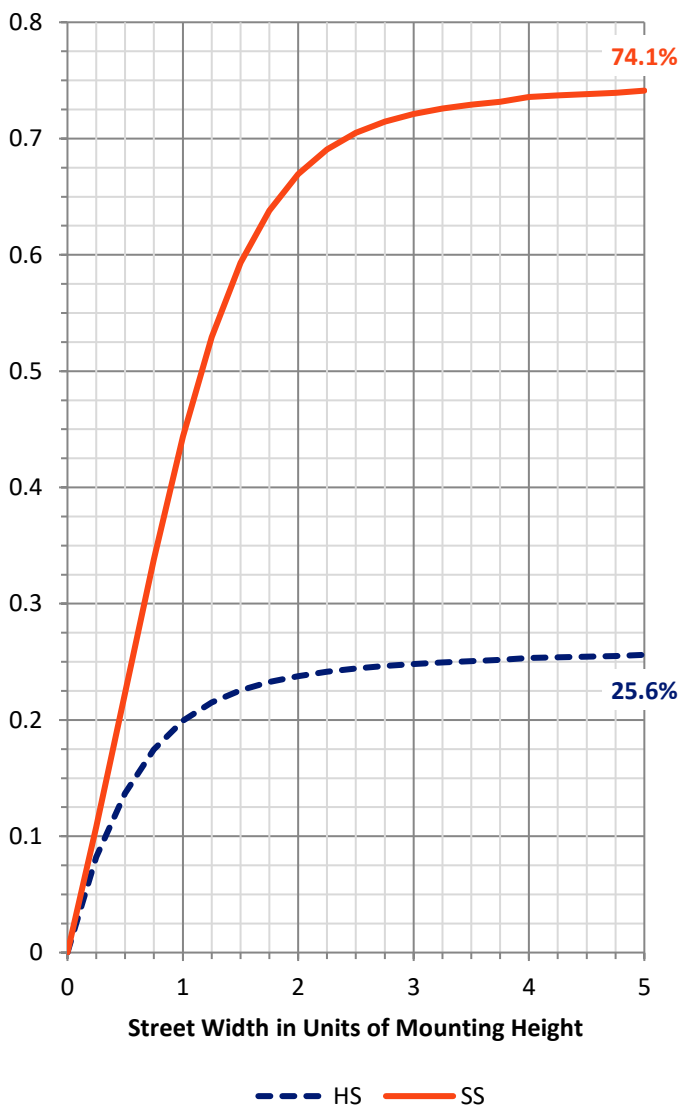
FLUX DISTRIBUTION:

		Downward	Upward	Total
House Side	Lumens	4308.2	0.0	4308.2
	% Fixture	25.8	0.0	25.8
Street Side	Lumens	12409.1	0.0	12409.1
	% Fixture	74.2	0.0	74.2
Total	Lumens	16717.3	0.0	16717.3
	% Fixture	100.0	0.0	100.0

ZONAL LUMENS:

Zone	Lumens	% Fixture
0°-10°	275.3	1.6
10°-20°	819.9	4.9
20°-30°	1377.1	8.2
30°-40°	2074.8	12.4
40°-50°	2816.7	16.8
50°-60°	3347.2	20.0
60°-70°	3416.0	20.4
70°-80°	2284.8	13.7
80°-90°	305.7	1.8
90°-100°	0.0	0.0
100°-110°	0.0	0.0
110°-120°	0.0	0.0
120°-130°	0.0	0.0
130°-140°	0.0	0.0
140°-150°	0.0	0.0
150°-160°	0.0	0.0
160°-170°	0.0	0.0
170°-180°	0.0	0.0
0°-90°	16717.3	100.0
0°-180°	16717.3	100.0

Coefficient of Utilization



REPORT NUMBER: P870781

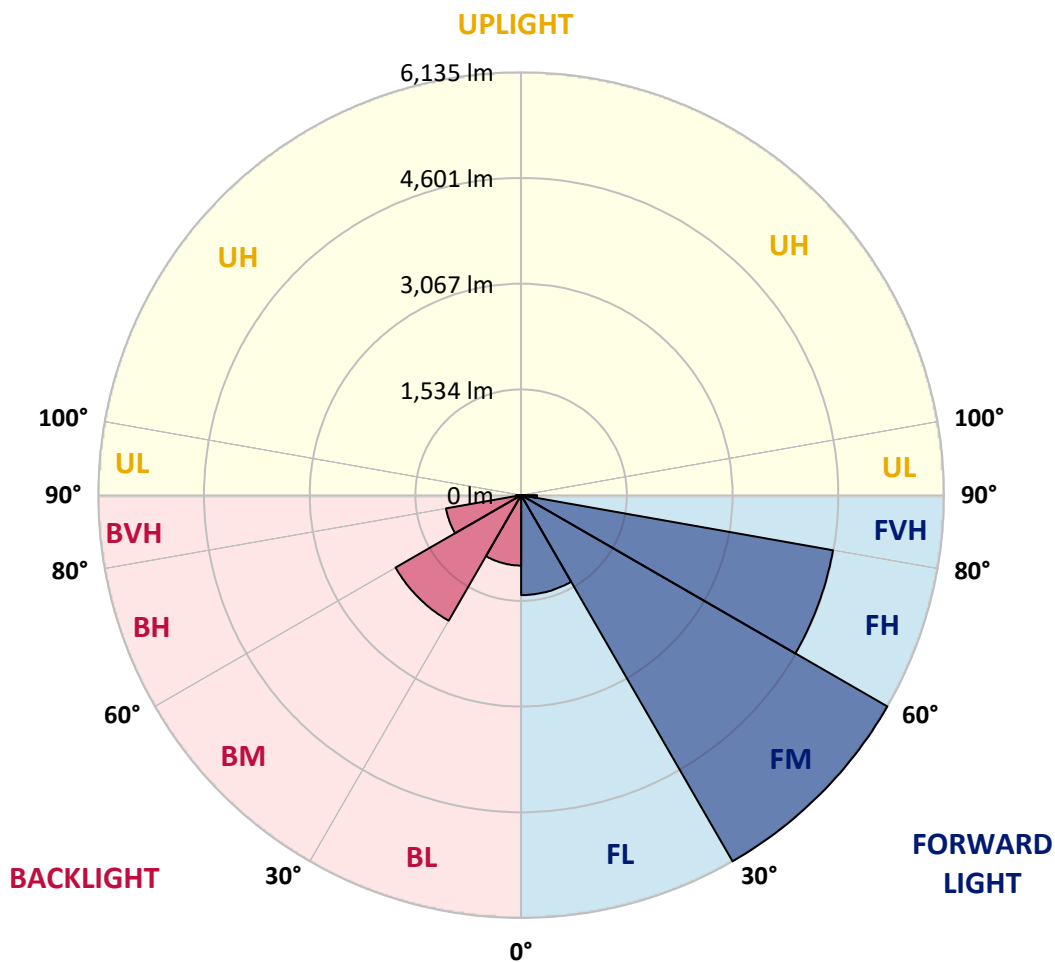
CATALOG NUMBER: EMM2-HTN-SA3B-830-U-T3

LUMINAIRE CLASSIFICATION SYSTEM LUMEN TABLE AND BUG RATING:

Zone	Lumens	% Fixture	Zone Rating/Lumen Limit		
			B	U	G
FL (0°-30°)	1450.8	8.7			
FM (30°-60°)	6134.9	36.7			
FH (60°-80°)	4594.5	27.5			G2/5000
FVH (80°-90°)	228.9	1.4			G3/500
BL (0°-30°)	1021.5	6.1	B3/2500		
BM (30°-60°)	2103.7	12.6	B2/2500		
BH (60°-80°)	1106.2	6.6	B3/2500		G3/2500
BVH (80°-90°)	76.7	0.5			G1/100
UL (90°-100°)	0.0	0.0		U0/0	
UH (100°-180°)	0.0	0.0		U0/0	

BUG Rating: B3-U0-G3

Type III Medium





REPORT NUMBER: P870781

CATALOG NUMBER: EMM2-HTN-SA3B-830-U-T3

CANDELA DISTRIBUTION (FULL):

	0°	5°	15°	25°	35°	45°	55°	65°	66°	75°	85°
0°	2876.3	2876.3	2876.3	2876.3	2876.3	2876.3	2876.3	2876.3	2876.3	2876.3	2876.3
2.5°	2979.3	2966.0	2956.0	2962.7	2942.7	2949.4	2926.1	2909.5	2906.2	2899.6	2892.9
5°	3072.3	3072.3	3055.7	3055.7	3032.4	3029.1	2995.9	2959.3	2959.3	2936.1	2909.5
7.5°	3171.9	3165.3	3145.3	3142.0	3115.4	3108.8	3072.3	3015.8	3012.5	2969.3	2929.4
10°	3241.7	3245.0	3231.7	3231.7	3211.8	3195.2	3142.0	3082.2	3075.6	3019.1	2956.0
12.5°	3294.8	3301.4	3298.1	3298.1	3281.5	3281.5	3221.7	3142.0	3135.4	3062.3	2972.6
15°	3351.3	3347.9	3357.9	3361.2	3354.6	3344.6	3301.4	3208.4	3205.1	3108.8	2995.9
17.5°	3401.1	3397.8	3401.1	3417.7	3421.0	3421.0	3377.8	3281.5	3268.2	3165.3	3015.8
20°	3431.0	3437.6	3450.9	3470.8	3480.8	3507.4	3470.8	3367.9	3354.6	3225.0	3059.0
22.5°	3543.9	3524.0	3533.9	3547.2	3560.5	3597.0	3563.8	3457.5	3447.6	3314.7	3108.8
25°	3736.5	3736.5	3713.3	3690.0	3673.4	3690.0	3663.5	3560.5	3553.9	3394.4	3165.3
27.5°	4072.0	4072.0	4022.2	3935.8	3826.2	3796.3	3776.4	3670.1	3650.2	3480.8	3201.8
30°	4497.1	4510.4	4420.7	4274.6	4072.0	3939.1	3889.3	3773.1	3763.1	3567.1	3258.3
32.5°	4952.2	4978.7	4912.3	4699.7	4367.6	4108.5	4028.8	3909.2	3886.0	3670.1	3331.3
35°	5360.7	5387.3	5297.6	5098.3	4673.2	4354.3	4194.9	4058.7	4045.4	3803.0	3440.9
37.5°	5692.8	5699.5	5643.0	5400.5	4928.9	4560.2	4400.8	4238.1	4211.5	3962.4	3557.2
40°	6044.9	6071.5	6015.0	5716.1	5161.4	4782.8	4606.7	4454.0	4430.7	4128.5	3666.8
42.5°	6413.6	6410.2	6410.2	5988.4	5393.9	4968.8	4829.3	4659.9	4646.6	4297.8	3786.4
45°	6639.4	6652.7	6616.2	6151.2	5736.0	5161.4	5045.2	4922.3	4899.0	4533.7	3942.5
47.5°	6695.9	6666.0	6499.9	6277.4	6121.3	5360.7	5317.5	5244.4	5191.3	4792.7	4135.1
50°	6619.5	6573.0	6476.7	6333.8	6264.1	5599.8	5593.2	5629.7	5593.2	5108.3	4357.6
52.5°	6333.8	6327.2	6310.6	6343.8	6230.9	5789.1	5905.4	6031.6	6025.0	5430.4	4590.1
55°	5732.7	5775.9	5975.1	6184.4	6104.7	5918.7	6254.1	6496.6	6470.0	5809.1	4829.3
57.5°	5118.2	5161.4	5417.1	5915.4	5981.8	6058.2	6646.1	7024.7	6981.5	6220.9	5048.5
60°	4583.5	4537.0	4792.7	5510.1	5809.1	6184.4	7034.7	7559.4	7522.9	6632.8	5274.3
62.5°	3736.5	3783.0	4191.6	4918.9	5566.6	6264.1	7353.5	8044.3	8021.1	7011.4	5457.0
65°	2956.0	2892.9	3507.4	4297.8	5148.1	6237.5	7629.2	8499.4	8482.8	7383.4	5596.5
67.5°	2009.4	1966.2	2776.7	3680.1	4580.2	6025.0	7692.3	8804.9	8811.6	7602.6	5633.0
70°	1355.1	1335.2	1996.1	2829.8	3793.0	5566.6	7496.3	8868.0	8891.3	7659.1	5470.3
72.5°	999.7	996.4	1461.4	2019.4	2823.2	4699.7	6961.6	8456.2	8499.4	7260.5	4992.0
75°	787.2	797.1	1042.9	1434.8	1883.2	3477.5	5855.6	7250.5	7317.0	6270.7	4145.1
77.5°	644.3	644.3	730.7	1029.6	1258.8	2158.9	4211.5	5307.5	5440.4	4839.2	3191.8
80°	521.5	531.4	541.4	717.4	833.7	1232.2	2451.2	3540.6	3636.9	3371.2	2305.0
82.5°	285.6	305.6	295.6	372.0	418.5	571.3	973.2	1431.5	1577.6	1404.9	1046.2
85°	19.9	13.3	23.2	29.9	36.5	56.5	76.4	106.3	99.6	142.8	73.1
87.5°	3.3	3.3	3.3	6.6	6.6	10.0	13.3	13.3	13.3	13.3	13.3
90°	0.0	0.0	0.0	0.0	0.0	0.0	0.0	0.0	0.0	0.0	0.0



REPORT NUMBER: P870781

CATALOG NUMBER: EMM2-HTN-SA3B-830-U-T3

CANDELA DISTRIBUTION (continued):

	90°	95°	105°	115°	125°	135°	145°	155°	165°	175°	180°
0°	2876.3	2876.3	2876.3	2876.3	2876.3	2876.3	2876.3	2876.3	2876.3	2876.3	2876.3
2.5°	2889.6	2873.0	2846.4	2839.8	2829.8	2816.5	2803.2	2783.3	2776.7	2783.3	2789.9
5°	2892.9	2869.7	2826.5	2799.9	2773.3	2750.1	2723.5	2696.9	2680.3	2683.7	2696.9
7.5°	2902.9	2869.7	2803.2	2760.1	2716.9	2680.3	2637.2	2607.3	2587.3	2590.7	2600.6
10°	2916.2	2869.7	2789.9	2716.9	2657.1	2604.0	2560.8	2524.2	2504.3	2501.0	2504.3
12.5°	2919.5	2866.3	2760.1	2670.4	2597.3	2527.6	2481.1	2447.8	2427.9	2418.0	2424.6
15°	2929.4	2856.4	2730.2	2620.6	2530.9	2457.8	2401.3	2361.5	2348.2	2341.6	2338.2
17.5°	2942.7	2853.1	2703.6	2570.7	2464.5	2381.4	2331.6	2291.7	2275.1	2268.5	2275.1
20°	2962.7	2856.4	2673.7	2520.9	2404.7	2321.6	2265.2	2225.3	2212.0	2208.7	2205.4
22.5°	2989.2	2863.0	2650.4	2474.4	2338.2	2255.2	2198.7	2172.2	2162.2	2165.5	2165.5
25°	3015.8	2869.7	2617.2	2411.3	2268.5	2182.1	2142.3	2122.4	2129.0	2142.3	2142.3
27.5°	3039.0	2866.3	2570.7	2344.9	2185.5	2105.7	2075.9	2079.2	2095.8	2119.0	2122.4
30°	3068.9	2866.3	2520.9	2261.9	2092.5	2016.1	2009.4	2036.0	2062.6	2085.8	2085.8
32.5°	3115.4	2886.3	2481.1	2178.8	1996.1	1936.4	1966.2	2002.8	2032.7	2055.9	2062.6
35°	3195.2	2929.4	2454.5	2095.8	1903.1	1860.0	1916.4	1976.2	1996.1	2012.7	2016.1
37.5°	3271.5	2969.3	2421.3	2016.1	1806.8	1790.2	1866.6	1929.7	1933.0	1943.0	1943.0
40°	3344.6	2999.2	2378.1	1929.7	1713.8	1713.8	1803.5	1856.6	1850.0	1840.0	1843.4
42.5°	3424.3	3015.8	2328.3	1850.0	1637.4	1637.4	1710.5	1757.0	1753.7	1767.0	1776.9
45°	3520.6	3049.0	2261.9	1776.9	1557.7	1544.4	1604.2	1644.1	1693.9	1753.7	1770.3
47.5°	3653.5	3095.5	2208.7	1697.2	1491.3	1444.8	1468.0	1551.1	1607.5	1657.4	1664.0
50°	3793.0	3161.9	2162.2	1614.2	1411.6	1328.5	1348.5	1441.5	1474.7	1494.6	1504.6
52.5°	3942.5	3215.1	2122.4	1544.4	1328.5	1209.0	1235.5	1325.2	1348.5	1365.1	1368.4
55°	4072.0	3258.3	2072.5	1478.0	1238.9	1096.1	1129.3	1215.6	1238.9	1258.8	1258.8
57.5°	4208.2	3298.1	2039.3	1421.5	1142.5	1003.1	1026.3	1112.7	1145.9	1152.5	1162.5
60°	4321.1	3334.7	2009.4	1368.4	1052.9	920.0	936.6	1013.0	1052.9	1056.2	1062.8
62.5°	4400.8	3357.9	1992.8	1302.0	963.2	837.0	850.3	926.7	973.2	983.1	986.4
65°	4450.6	3371.2	1962.9	1215.6	886.8	767.2	767.2	843.6	890.1	913.4	920.0
67.5°	4427.4	3347.9	1883.2	1116.0	817.1	697.5	694.2	770.6	810.4	823.7	827.0
70°	4248.0	3211.8	1720.5	993.1	744.0	634.4	627.7	697.5	734.0	704.1	707.5
72.5°	3882.7	2902.9	1497.9	870.2	667.6	574.6	568.0	627.7	631.1	631.1	627.7
75°	3271.5	2371.5	1195.7	740.7	587.9	511.5	514.8	561.3	564.6	581.2	571.3
77.5°	2507.6	1757.0	933.3	591.2	498.2	455.0	471.6	488.2	511.5	534.7	511.5
80°	1823.4	1212.3	647.7	441.7	385.3	385.3	391.9	408.5	441.7	465.0	441.7
82.5°	780.5	534.7	298.9	219.2	189.3	186.0	189.3	189.3	232.5	239.1	209.2
85°	59.8	49.8	36.5	36.5	29.9	16.6	16.6	13.3	10.0	10.0	10.0
87.5°	13.3	10.0	10.0	10.0	6.6	6.6	6.6	6.6	6.6	6.6	6.6
90°	0.0	0.0	0.0	0.0	0.0	0.0	0.0	0.0	0.0	0.0	0.0

Cooper Lighting Solutions Photometric Lab
1121 Highway 74 South
Peachtree City, GA 30269



LM-79-2019: Approved Method: Electrical and Photometric Measurements of Solid-State Lighting Products

Report Prepared for

Cooper Lighting Solutions

Streetworks

Report Number: SP1-2407-157-7

Test Date: 09/05/2024

Luminaire Tested: MEM2-HTN-SA-40-830-U-5WQ

Data in this report applies to families of products including MEM2-HTN-SA-40-830-U-5WQ

Test Information

Test Method: LM-79-2019
 Report Number: SP1-2407-157-7
 Test Lab: COOPER LIGHTING SOLUTIONS
 Photometer: SP1 - 76IN SPHERE
 Measurement Geometry: 4π
 Issue Date: 09/05/2024
 Manufacturer: COOPER LIGHTING SOLUTIONS
 Product Line: Streetworks
 Catalog Number: **MEM2-HTN-SA-40-830-U-5WQ**
 Description: Epic Modern Light Square 40W 5WQ Optic

Spectral Parameters

CCT (K): 3126
 CIE u': 0.2465
 CIE v': 0.5182
 Duv: -0.0004
 CIE x: 0.4277
 CIE y: 0.3997
 CIE z: 0.1727
 Peak Wavelength (nm): 601
 Dominant Wavelength (nm): 582
 Purity: 48.31913
 Rf: 84.4
 Rg: 94.7

CRI (Ra):	82.6		
R1:	81.4	R9:	5.1
R2:	92.2	R10:	82.2
R3:	94.9	R11:	79.8
R4:	80.1	R12:	70.4
R5:	81.8	R13:	84.2
R6:	90.5	R14:	97.9
R7:	81.8	R15:	73.6
R8:	58.0		



Test Conditions

Stabilization Time: 22M
 Operation Time: 1H 22M
 Sphere Temperature (°C): 24.3

REPORT NUMBER: SP1-2407-157-7

Measurement and Test Equipment			
Instrument	Identification Number	Calibration Date	Calibration Due Date
Photometer	IN0058	6/18/2024	12/18/2024
Power Meter	INXT2011004	2/8/2024	2/8/2025
AC Power Source	IN0063	10/24/2023	10/24/2024
DC Power Source	IN0208	10/24/2023	10/24/2024
Sphere Thermometer	IN0085	10/24/2023	10/24/2024
Room Thermometer	IN0046	10/24/2023	10/24/2024

REPORT NUMBER: SP1-2407-157-7

CIE 1931 Chromaticity Diagram



CIE 1931 Chromaticity Diagram with 2017 ANSI 7-Step and 4-Step Quadrangles



Point lies inside the ANSI 3000K 4-step quadrangle

REPORT NUMBER: SP1-2407-157-7

Photopic Flux vs. Wavelength



Photopic Lumens: NR

λ (nm)	Power W [^] /nm	Lumens (ϕ /nm)	λ (nm)	Power W [^] /nm	Lumens (ϕ /nm)	λ (nm)	Power W [^] /nm	Lumens (ϕ /nm)	λ (nm)	Power W [^] /nm	Lumens (ϕ /nm)	λ (nm)	Power W [^] /nm	Lumens (ϕ /nm)
360	0	NR	490	258	NR	620	908	NR	750	26	NR	880	1	NR
365	0	NR	495	297	NR	625	857	NR	755	22	NR	885	0	NR
370	0	NR	500	345	NR	630	801	NR	760	19	NR	890	0	NR
375	0	NR	505	391	NR	635	738	NR	765	16	NR	895	0	NR
380	0	NR	510	426	NR	640	675	NR	770	14	NR	900	0	NR
385	0	NR	515	456	NR	645	610	NR	775	12	NR	905	0	NR
390	0	NR	520	480	NR	650	547	NR	780	10	NR	910	0	NR
395	0	NR	525	500	NR	655	488	NR	785	9	NR	915	0	NR
400	0	NR	530	517	NR	660	429	NR	790	7	NR	920	0	NR
405	2	NR	535	538	NR	665	378	NR	795	6	NR	925	0	NR
410	4	NR	540	558	NR	670	328	NR	800	5	NR	930	0	NR
415	9	NR	545	584	NR	675	285	NR	805	5	NR	935	0	NR
420	16	NR	550	611	NR	680	247	NR	810	4	NR	940	0	NR
425	31	NR	555	646	NR	685	212	NR	815	3	NR	945	0	NR
430	56	NR	560	687	NR	690	183	NR	820	3	NR	950	0	NR
435	101	NR	565	731	NR	695	156	NR	825	3	NR	955	0	NR
440	178	NR	570	780	NR	700	133	NR	830	2	NR	960	0	NR
445	323	NR	575	832	NR	705	114	NR	835	2	NR	965	0	NR
450	566	NR	580	883	NR	710	96	NR	840	2	NR	970	0	NR
455	645	NR	585	927	NR	715	82	NR	845	1	NR	975	0	NR
460	457	NR	590	963	NR	720	70	NR	850	1	NR	980	0	NR
465	365	NR	595	985	NR	725	59	NR	855	1	NR	985	0	NR
470	317	NR	600	998	NR	730	50	NR	860	1	NR	990	0	NR
475	244	NR	605	994	NR	735	43	NR	865	1	NR	995	0	NR
480	218	NR	610	978	NR	740	36	NR	870	1	NR	1000	0	NR
485	233	NR	615	947	NR	745	31	NR	875	1	NR			

REPORT NUMBER: SP1-2407-157-7

Scotopic Flux vs. Wavelength



Scotopic Lumens: NR S/P: 1.42

λ (nm)	Power W [^] /nm	Lumens (φ/nm)	λ (nm)	Power W [^] /nm	Lumens (φ/nm)	λ (nm)	Power W [^] /nm	Lumens (φ/nm)	λ (nm)	Power W [^] /nm	Lumens (φ/nm)	λ (nm)	Power W [^] /nm	Lumens (φ/nm)
360	0	NR	490	258	NR	620	908	NR	750	26	NR	880	1	NR
365	0	NR	495	297	NR	625	857	NR	755	22	NR	885	0	NR
370	0	NR	500	345	NR	630	801	NR	760	19	NR	890	0	NR
375	0	NR	505	391	NR	635	738	NR	765	16	NR	895	0	NR
380	0	NR	510	426	NR	640	675	NR	770	14	NR	900	0	NR
385	0	NR	515	456	NR	645	610	NR	775	12	NR	905	0	NR
390	0	NR	520	480	NR	650	547	NR	780	10	NR	910	0	NR
395	0	NR	525	500	NR	655	488	NR	785	9	NR	915	0	NR
400	0	NR	530	517	NR	660	429	NR	790	7	NR	920	0	NR
405	2	NR	535	538	NR	665	378	NR	795	6	NR	925	0	NR
410	4	NR	540	558	NR	670	328	NR	800	5	NR	930	0	NR
415	9	NR	545	584	NR	675	285	NR	805	5	NR	935	0	NR
420	16	NR	550	611	NR	680	247	NR	810	4	NR	940	0	NR
425	31	NR	555	646	NR	685	212	NR	815	3	NR	945	0	NR
430	56	NR	560	687	NR	690	183	NR	820	3	NR	950	0	NR
435	101	NR	565	731	NR	695	156	NR	825	3	NR	955	0	NR
440	178	NR	570	780	NR	700	133	NR	830	2	NR	960	0	NR
445	323	NR	575	832	NR	705	114	NR	835	2	NR	965	0	NR
450	566	NR	580	883	NR	710	96	NR	840	2	NR	970	0	NR
455	645	NR	585	927	NR	715	82	NR	845	1	NR	975	0	NR
460	457	NR	590	963	NR	720	70	NR	850	1	NR	980	0	NR
465	365	NR	595	985	NR	725	59	NR	855	1	NR	985	0	NR
470	317	NR	600	998	NR	730	50	NR	860	1	NR	990	0	NR
475	244	NR	605	994	NR	735	43	NR	865	1	NR	995	0	NR
480	218	NR	610	978	NR	740	36	NR	870	1	NR	1000	0	NR
485	233	NR	615	947	NR	745	31	NR	875	1	NR			

REPORT NUMBER: SP1-2407-157-7

Melanopic Flux vs. Wavelength



Melanopic Lumens: NR

M/P: 2.79

λ (nm)	Power W [^] /nm	Lumens (φ/nm)	λ (nm)	Power W [^] /nm	Lumens (φ/nm)	λ (nm)	Power W [^] /nm	Lumens (φ/nm)	λ (nm)	Power W [^] /nm	Lumens (φ/nm)	λ (nm)	Power W [^] /nm	Lumens (φ/nm)
360	0	NR	490	258	NR	620	908	NR	750	26	NR	880	1	NR
365	0	NR	495	297	NR	625	857	NR	755	22	NR	885	0	NR
370	0	NR	500	345	NR	630	801	NR	760	19	NR	890	0	NR
375	0	NR	505	391	NR	635	738	NR	765	16	NR	895	0	NR
380	0	NR	510	426	NR	640	675	NR	770	14	NR	900	0	NR
385	0	NR	515	456	NR	645	610	NR	775	12	NR	905	0	NR
390	0	NR	520	480	NR	650	547	NR	780	10	NR	910	0	NR
395	0	NR	525	500	NR	655	488	NR	785	9	NR	915	0	NR
400	0	NR	530	517	NR	660	429	NR	790	7	NR	920	0	NR
405	2	NR	535	538	NR	665	378	NR	795	6	NR	925	0	NR
410	4	NR	540	558	NR	670	328	NR	800	5	NR	930	0	NR
415	9	NR	545	584	NR	675	285	NR	805	5	NR	935	0	NR
420	16	NR	550	611	NR	680	247	NR	810	4	NR	940	0	NR
425	31	NR	555	646	NR	685	212	NR	815	3	NR	945	0	NR
430	56	NR	560	687	NR	690	183	NR	820	3	NR	950	0	NR
435	101	NR	565	731	NR	695	156	NR	825	3	NR	955	0	NR
440	178	NR	570	780	NR	700	133	NR	830	2	NR	960	0	NR
445	323	NR	575	832	NR	705	114	NR	835	2	NR	965	0	NR
450	566	NR	580	883	NR	710	96	NR	840	2	NR	970	0	NR
455	645	NR	585	927	NR	715	82	NR	845	1	NR	975	0	NR
460	457	NR	590	963	NR	720	70	NR	850	1	NR	980	0	NR
465	365	NR	595	985	NR	725	59	NR	855	1	NR	985	0	NR
470	317	NR	600	998	NR	730	50	NR	860	1	NR	990	0	NR
475	244	NR	605	994	NR	735	43	NR	865	1	NR	995	0	NR
480	218	NR	610	978	NR	740	36	NR	870	1	NR	1000	0	NR
485	233	NR	615	947	NR	745	31	NR	875	1	NR			

Summary

$R_f = 84.4$
 $R_g = 94.7$
 $CIE R_a = 82.6$
 $R_9 = 5.1$



Color Vector Graphics



Individual Sample Fidelity Index ($R_{f,i}$)

CES01 = 86	CES26 = 86	CES51 = 93	CES76 = 82
CES02 = 63	CES27 = 92	CES52 = 93	CES77 = 84
CES03 = 31	CES28 = 94	CES53 = 89	CES78 = 81
CES04 = 70	CES29 = 92	CES54 = 89	CES79 = 90
CES05 = 49	CES30 = 91	CES55 = 86	CES80 = 89
CES06 = 51	CES31 = 93	CES56 = 85	CES81 = 72
CES07 = 42	CES32 = 85	CES57 = 83	CES82 = 95
CES08 = 41	CES33 = 97	CES58 = 84	CES83 = 94
CES09 = 29	CES34 = 92	CES59 = 91	CES84 = 91
CES10 = 76	CES35 = 96	CES60 = 90	CES85 = 74
CES11 = 59	CES36 = 81	CES61 = 87	CES86 = 68
CES12 = 65	CES37 = 96	CES62 = 83	CES87 = 84
CES13 = 43	CES38 = 86	CES63 = 87	CES88 = 88
CES14 = 74	CES39 = 98	CES64 = 79	CES89 = 75
CES15 = 71	CES40 = 96	CES65 = 78	CES90 = 89
CES16 = 47	CES41 = 96	CES66 = 77	CES91 = 73
CES17 = 50	CES42 = 97	CES67 = 76	CES92 = 63
CES18 = 56	CES43 = 91	CES68 = 80	CES93 = 77
CES19 = 72	CES44 = 99	CES69 = 85	CES94 = 61
CES20 = 66	CES45 = 93	CES70 = 78	CES95 = 73
CES21 = 87	CES46 = 90	CES71 = 74	CES96 = 84
CES22 = 79	CES47 = 94	CES72 = 91	CES97 = 88
CES23 = 92	CES48 = 83	CES73 = 74	CES98 = 85
CES24 = 91	CES49 = 91	CES74 = 90	CES99 = 76
CES25 = 72	CES50 = 93	CES75 = 78	



Color Rendition by Hue-Angle Bin



Measure Comparisons



(END OF REPORT)